

North Penn School District  
Elementary Math Parent Letter

Grade 1

Unit 1 – Chapter 1: Addition Concepts

Examples for each lesson

Lesson 1.1

**Algebra • Use Pictures to Add To**

Represent and solve problems involving addition and subtraction.

3 cows and 2 more cows 5 cows.

More information on this strategy is available on Animated Math Model #1.

Lesson 1.2

**Model Adding To**

Represent and solve problems involving addition and subtraction.

1 frog and 2 more frogs  
 $1 + 2 = 3$

More information on this strategy is available on Animated Math Model #2.

## Lesson 1.3

### Model Putting Together

Represent and solve problems involving addition and subtraction.

Use ● ○ to add two groups.  
Put the groups together to  
find how many.

There are 3 brown dogs.

There is 1 white dog.

How many dogs are there?

4 dogs



$$3 + 1 = 4$$

## Lesson 1.4

### Problem Solving • Model Addition

Represent and solve problems involving addition and subtraction.

Rico has 3 . Then he gets 1 more .

How many  does he have now?

#### Unlock the Problem

What do I need to find?

the number of crayons  
Rico has now.

What information do I need to use?

Rico has 3 .

He gets 1 .

Show how to solve the problem.

$$3 + 1 = \underline{\quad}$$

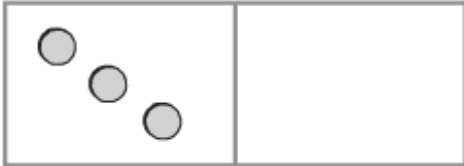

<u>3</u>	<u>1</u>
<u>4</u>	

## Lesson 1.5

# Algebra • Add Zero

Understand and apply properties of operations and the relationship between addition and subtraction.

Use ○ to show each number.  
Add. Write the sum.

	
---	--

$3 + 0 = \underline{3}$                        $0 + 2 = \underline{2}$

When you add zero to a number,  
the sum is that number.

More information on this strategy is available on Animated Math Model #3.



## Lesson 1.6

# Algebra • Add in Any Order

Understand and apply properties of operations and the relationship between addition and subtraction.

Write an addition sentence.  
Change the order of the addends.  
The sum is still the same.

Turn the cube train around.

	
---	--


$5 + 3 = \frac{8}{\text{sum}}$                        $\underline{3} + \underline{5} = \frac{8}{\text{sum}}$



More information on this strategy is available on Animated Math Model #4.

Lesson 1.7

# Algebra • Put Together Numbers to 10

Represent and solve problems involving addition and subtraction.

You can use  to model ways to make 7.


	$6 + \underline{1} = 7$
<hr/>	
	$5 + \underline{2} = 7$

More information on this strategy is available on Animated Math Model #5.

Lesson 1.8

# Addition to 10

Add and subtract within 20.

You can use  to help you add.

$\begin{array}{r} 4 \quad \boxed{\phantom{0}}\boxed{\phantom{0}}\boxed{\phantom{0}}\boxed{\phantom{0}} \\ + 2 \quad \boxed{\phantom{0}}\boxed{\phantom{0}} \\ \hline 6 \end{array}$	$\begin{array}{r} 6 \quad \boxed{\phantom{0}}\boxed{\phantom{0}}\boxed{\phantom{0}}\boxed{\phantom{0}}\boxed{\phantom{0}}\boxed{\phantom{0}} \\ + 3 \quad \boxed{\phantom{0}}\boxed{\phantom{0}}\boxed{\phantom{0}} \\ \hline \end{array}$
---	--

## **Vocabulary**

**Add** – find the sum of two or more numbers; find how many in all

**Addends** – numbers that are added to form a sum

**Addition sentence** – a number sentence where one number is added to another

**Is equal to (=)** – is a number or amount that is the same as

**Order** – sequence or arrangement of things

**Plus (+)** – added to

**Sum** – a number obtained as a result of addition

**Zero** – a number that when added to another number leaves the original number unchanged; a whole number that tells the number of objects in a set when none are present